



ONE STOP EDUCATOR

Educator's One Stop Resource
for Monthly Fire & Life Safety Quick Teaching Topics




This October Edition of **ONE STOP EDUCATOR** will support and provide educators with teaching information and links to support topics discussed in this month's **SAFETY EDUCATOR NEWSLETTER**. It will also support students wishing to participate in the Annual Fire & Life Safety Calendar Contest.





2018-2019 Fire Prevention Week Theme:

LOOK. LISTEN. LEARN. Be aware. Fire can happen anywhere.

Introduce Fire Prevention Week to students in grades 1-5 through these fun, interactive lessons and activities. NFPA has everything you need from music and movement fire-safety videos, storybook apps, Common Core-aligned lesson plans and take home materials to get families involved.

 Send home this [family home fire safety checklist](#) to encourage families to go through various rooms within the home to ensure it is as safe as possible.

 [Sparky's Schoolhouse](#) is a classroom portal for teachers. It includes music videos, lesson plans, eBooks and apps.

 [Sparky's Fire Safety for Kids page](#) has several activities that you can use in the classroom.



[MORE INFO](#)



Change your Batteries in your Smoke and Carbon Monoxide Alarms

OCTOBER ANNUAL FIRE & LIFE SAFETY CALENDAR CONTEST TOPIC MATERIAL



Smoke and carbon monoxide alarms save lives. Every home needs them. These alarms have special locations where they need to be placed within the home to keep families safe. A smoke alarm senses smoke. It will sound if there is smoke in the home, possibly from a fire. A carbon monoxide alarm senses a colorless, odorless gas that can not be detected by the human nose. When the smoke and/or carbon monoxide alarms sound, everyone should leave the home right away. Their batteries need to be changed at least once a year. Help your students learn how they can keep their families safer.

[MORE INFO](#)